

Thursday 14 May 2015 – Morning

GCSE TWENTY FIRST CENTURY SCIENCE CHEMISTRY A/SCIENCE A

A171/01 Modules C1 C2 C3 (Foundation Tier)

Candidates answer on the Question Paper.
A calculator may be used for this paper.

OCR supplied materials:
None

Other materials required:

- Pencil
- Ruler (cm/mm)

Duration: 1 hour



Candidate forename		Candidate surname	
-----------------------	--	----------------------	--

Centre number						Candidate number				
---------------	--	--	--	--	--	------------------	--	--	--	--

INSTRUCTIONS TO CANDIDATES

- Write your name, centre number and candidate number in the boxes above. Please write clearly and in capital letters.
- Use black ink. HB pencil may be used for graphs and diagrams only.
- Answer **all** the questions.
- Read each question carefully. Make sure you know what you have to do before starting your answer.
- Write your answer to each question in the space provided. Additional paper may be used if necessary but you must clearly show your candidate number, centre number and question number(s).
- Do **not** write in the bar codes.

INFORMATION FOR CANDIDATES

- The quality of written communication is assessed in questions marked with a pencil (✎).
- The Periodic Table is printed on the back page.
- The number of marks is given in brackets [] at the end of each question or part question.
- The total number of marks for this paper is **60**.
- This document consists of **20** pages. Any blank pages are indicated.

PLEASE DO NOT WRITE ON THIS PAGE

Answer **all** the questions.

1 This question is about materials.

(a) Some materials are made from living things and some materials are synthetic.

Put **(rings)** around the **two** materials that are made from living things.

cotton glass iron paper polythene pottery

[2]

(b) Synthetic materials are often made from the hydrocarbons in crude oil.

How many different elements are there in hydrocarbons?

Put a **(ring)** around the correct answer.

1 2 3 10

[1]

(c) Some of the materials we use are pure chemicals and some are mixtures of chemicals.

Which of these are pure chemicals and which are mixtures of chemicals?

Put ticks (✓) in the correct boxes.

	Pure chemicals	Mixtures of chemicals
copper		
crude oil		
sodium chloride		

[2]

[Total: 5]

2 Coal is mainly carbon.

(a) (i) When carbon burns completely carbon dioxide gas is made.

Which diagram shows a carbon dioxide molecule?

Put a **ring** around the correct diagram.



[1]

(ii) Carbon makes a different gas when it burns in less oxygen.

What is the name of this other gas?

Put a **ring** around the correct answer.

argon

carbon monoxide

nitrogen

sulfur dioxide

[1]

- (b) Beijing is a city in China where there are many coal-fired power stations. Coal-fired power stations pollute the air with solid particles.


The table shows the amount of coal burned in power stations near Beijing. It also shows the number of days in each year when solid particles were above the World Health Organisation (WHO) safe level.

	2008	2010	2012
Coal burned in power stations in thousands of tonnes per year	630	750	900
Days when pollution from solid particles was above the safe level	150	175	230

Joe and Tanya talk about the data in the table.



Joe
Burning coal in power stations affects the amount of pollution each year.



Tanya
It might not all be from power stations.

Both Joe and Tanya could be correct. Explain why.

.....

.....

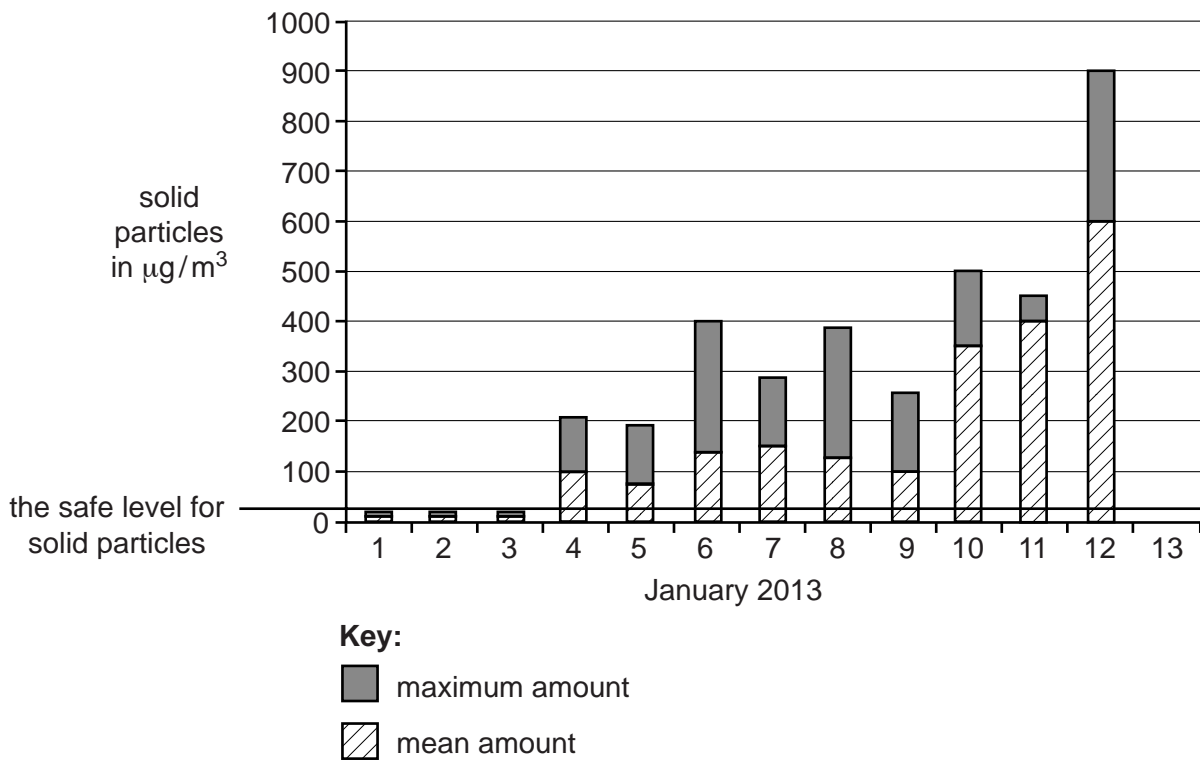
.....

.....

.....

..... [3]

(c) The chart shows pollution from solid particles in Beijing for the first 12 days of January 2013.



- (i) The safe level for solid particles is $25\mu\text{g}/\text{m}^3$.
This is shown on the chart.

Use the chart to find out if these statements are **true** or **false** over these 12 days.
Put ticks (✓) in the correct boxes.

	True	False
The maximum on 6 th January was $400\mu\text{g}/\text{m}^3$.		
The mean on 9 th January was $100\mu\text{g}/\text{m}^3$.		
The highest value on any day was $600\mu\text{g}/\text{m}^3$.		
There are only 5 days when the mean was below the safe level.		

[3]

(ii) The table shows solid particles in six samples of air taken on 13th January.

Solid particles in $\mu\text{g}/\text{m}^3$	150	200	250	500	400	300
---	-----	-----	-----	-----	-----	-----

What is the mean of this data?
Show your working.

..... [1]

(iii) Use data in the table and your answer to (ii) to complete the chart on the **opposite page**.

Show **maximum** and **mean** solid particles for 13th January. [2]

[Total: 11]

4 Tennis balls used in competitions must have a similar bounce. The balls are dropped onto concrete and the height of the bounce is measured.

(a) Why must the tennis balls be dropped onto the same surface?

Put a tick (✓) in the box next to the correct answer.

Tennis courts are made of different materials.

Changing the surface affects the outcome.

So that the bounce height can be measured accurately.

So that the balls do not bounce too high.

[1]

(b) Ben measures the bounce of 50 tennis balls. This is what he finds.

Height of bounce	Number of tennis balls
up to 130 cm	2
131 to 135 cm	8
136 to 140 cm	26
141 to 145 cm	14
146 to 150 cm	0
greater than 150 cm	0

He rejects all the tennis balls that bounce **higher** than 146 cm or **lower** than 136 cm.

(i) How many of the 50 tennis balls can he use?

..... [1]

(ii) Ben needs 120 tennis balls for a competition. He wants to know how many tennis balls he must test. He uses this equation:

$\text{Number of tennis balls he must test} = \text{Number of tennis balls needed} \times \frac{50}{\text{answer to part (i)}}$

Work out how many tennis balls Ben must test.

..... [2]

Turn over

- (iii) Josie watches Ben test the tennis balls.
 Josie says he should test each tennis ball more than once.
 Is she right? Explain why.

.....
 [1]

- (c) Tennis balls are made from rubber.
 Many small molecules react together to make long-chain molecules of rubber.

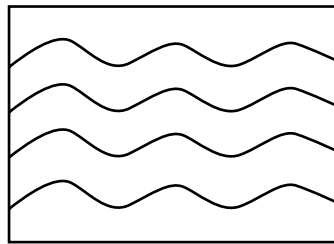
What is the name for this type of reaction?

Put a **ring** around the correct answer.

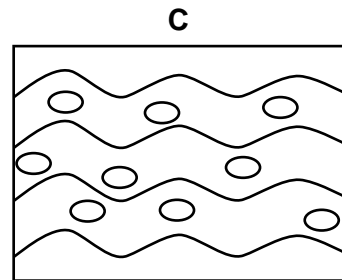
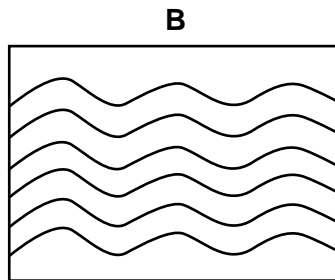
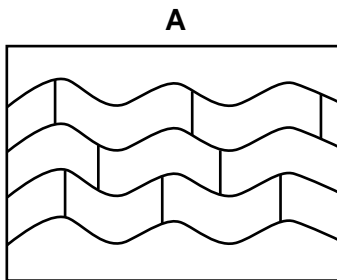
oxidation **polymerisation** **reduction** **refining**

[1]

- (d) This diagram shows molecules of rubber.



- (i) Which of the diagrams **A**, **B**, or **C** shows rubber that has been **cross-linked**?



..... [1]

- (ii) The properties of rubber are changed by cross-linking or by adding plasticiser. Complete these sentences by putting a tick (✓) in the correct box.

Cross-linking makes the rubber	harder.	<input type="checkbox"/>
	softer.	<input type="checkbox"/>
	weaker.	<input type="checkbox"/>

Adding a plasticiser makes the rubber	have a higher melting point.	<input type="checkbox"/>
	more flexible.	<input type="checkbox"/>
	much stronger.	<input type="checkbox"/>

[2]

[Total: 9]

(b) In countries where there is no chemical industry, ropes are made from plant material.

Which **two** statements show the advantages of using plant material?

Put ticks (✓) in the boxes next to the **two** correct answers.

Ropes from plants will rot.

Buying rope from other countries is expensive.

Ropes from plants absorb more water than synthetic ones.

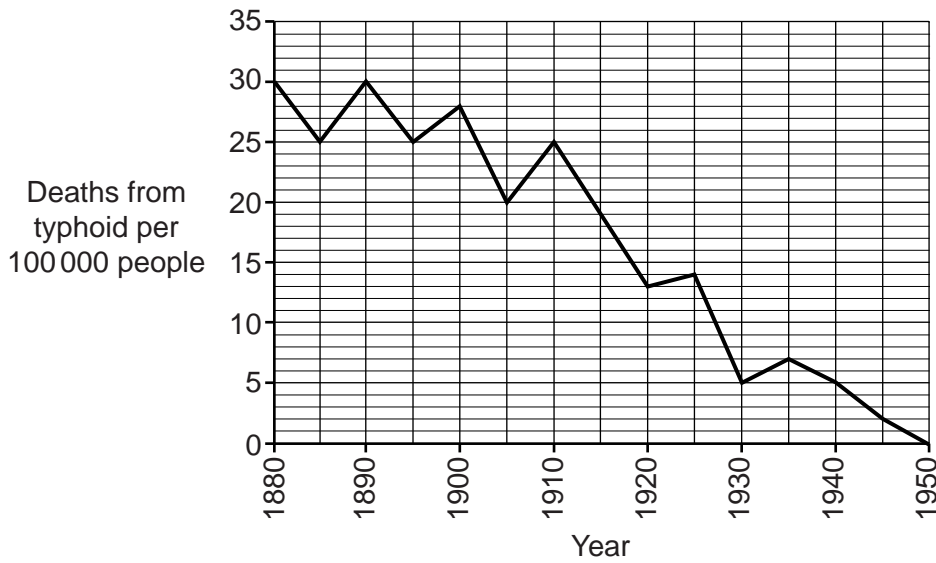
There is a limited supply of plants.

Making rope from plants uses local materials.

[2]

[Total: 8]

6 The graph shows the deaths from typhoid in a UK city.



(a) (i) Complete the table which shows the deaths from typhoid in 1890 and 1930.

Year	Total population of city	Deaths from typhoid per 100 000 people	Total deaths from typhoid
1890	60 000	18
1930	200 000	5

[2]

(ii) What does the graph show about the deaths from typhoid between 1880 and 1950?

.....

.....

.....

..... [2]

- 7 (a) Most breakfast cereals contain salt.

The table shows the salt content of four brands of breakfast cereals, **A**, **B**, **C** and **D** in 2005 and 2013.

Cereal	Salt content in g per 100 g	
	2005	2013
A	2.9	1.3
B	2.6	1.2
C	1.4	0.6
D	0.6	0.2

The cereals are labelled to show how much salt is in 100 g of cereal:

high salt = more than 1.5 g

medium salt = 0.3 g to 1.5 g

low salt = less than 0.3 g

- (i) Which cereal, **A**, **B**, **C** or **D**, has changed from **medium** to **low** salt between 2005 and 2013?

..... [1]

- (ii) Which cereal, **A**, **B**, **C** or **D**, has **not** changed its salt label between 2005 and 2013?

..... [1]


(b) These students are talking about salt in food.

Anna
The Food Standards Agency sets targets for salt in foods.

Ben
I know there are health problems with eating salt but food tastes awful without salt.

Carlos
The more salt you eat the higher your blood pressure.

Debbie
I don't want to take the chance of having heart disease.



(i) Who talks about a correlation?

..... [1]

(ii) Who talks about risk and benefit?

..... [1]

(c) Government departments give advice about food. They do risk assessments.

Why do they do risk assessments?

Put a tick (✓) in the box next to the correct answer.

- To set the safe levels of chemicals in food.
- To check that food is clearly labelled.
- To make sure there are no microbes in food.
- To lower the amount of salt in food.

[1]

[Total: 5]

8 Mercury has been used in the chemical industry for hundreds of years. Nowadays its use is strictly regulated because it is toxic.

(a) How do some toxic chemicals cause environmental and health problems?

.....
.....
.....
..... [2]

(b) Mercury was known to harm humans 150 years ago. It was widely used until very recently.

Suggest reasons why people continued to use mercury even though they knew it was harmful.

.....
.....
.....
..... [2]

[Total: 4]

END OF QUESTION PAPER

PLEASE DO NOT WRITE ON THIS PAGE



Copyright Information

OCR is committed to seeking permission to reproduce all third-party content that it uses in its assessment materials. OCR has attempted to identify and contact all copyright holders whose work is used in this paper. To avoid the issue of disclosure of answer-related information to candidates, all copyright acknowledgements are reproduced in the OCR Copyright Acknowledgements Booklet. This is produced for each series of examinations and is freely available to download from our public website (www.ocr.org.uk) after the live examination series.

If OCR has unwittingly failed to correctly acknowledge or clear any third-party content in this assessment material, OCR will be happy to correct its mistake at the earliest possible opportunity.

For queries or further information please contact the Copyright Team, First Floor, 9 Hills Road, Cambridge CB2 1GE.

OCR is part of the Cambridge Assessment Group; Cambridge Assessment is the brand name of University of Cambridge Local Examinations Syndicate (UCLES), which is itself a department of the University of Cambridge.

© OCR 2015

The Periodic Table of the Elements

	1	2	3	4	5	6	7	0										
	7 Li lithium 3	9 Be beryllium 4	11 Na sodium 11	12 Mg magnesium 12	13 Al aluminium 13	14 Si silicon 14	15 P phosphorus 15	16 S sulfur 16	17 Cl chlorine 17	18 Ar argon 18								
	19 K potassium 19	20 Ca calcium 20	21 Sc scandium 21	22 Ti titanium 22	23 V vanadium 23	24 Cr chromium 24	25 Mn manganese 25	26 Fe iron 26	27 Co cobalt 27	28 Ni nickel 28	29 Cu copper 29	30 Zn zinc 30	31 Ga gallium 31	32 Ge germanium 32	33 As arsenic 33	34 Se selenium 34	35 Br bromine 35	36 Kr krypton 36
	37 Rb rubidium 37	38 Sr strontium 38	39 Y yttrium 39	40 Zr zirconium 40	41 Nb niobium 41	42 Mo molybdenum 42	43 Tc technetium 43	44 Ru ruthenium 44	45 Rh rhodium 45	46 Pd palladium 46	47 Ag silver 47	48 Cd cadmium 48	49 In indium 49	50 Sn tin 50	51 Sb antimony 51	52 Te tellurium 52	53 I iodine 53	54 Xe xenon 54
	55 Cs caesium 55	56 Ba barium 56	57 La* lanthanum 57	72 Hf hafnium 72	73 Ta tantalum 73	74 W tungsten 74	75 Re rhenium 75	76 Os osmium 76	77 Ir iridium 77	78 Pt platinum 78	79 Au gold 79	80 Hg mercury 80	81 Tl thallium 81	82 Pb lead 82	83 Bi bismuth 83	84 Po polonium 84	85 At astatine 85	86 Rn radon 86
	[223] Fr francium 87	[226] Ra radium 88	[227] Ac* actinium 89	[261] Rf rutherfordium 104	[262] Db dubnium 105	[266] Sg seaborgium 106	[264] Bh bohrium 107	[277] Hs hassium 108	[268] Mt meitnerium 109	[271] Ds darmstadtium 110	[272] Rg roentgenium 111	Elements with atomic numbers 112-116 have been reported but not fully authenticated						

1	H	1
	hydrogen	

relative atomic mass
atomic symbol
name
atomic (proton) number

* The lanthanoids (atomic numbers 58-71) and the actinoids (atomic numbers 90-103) have been omitted.

The relative atomic masses of copper and chlorine have not been rounded to the nearest whole number.